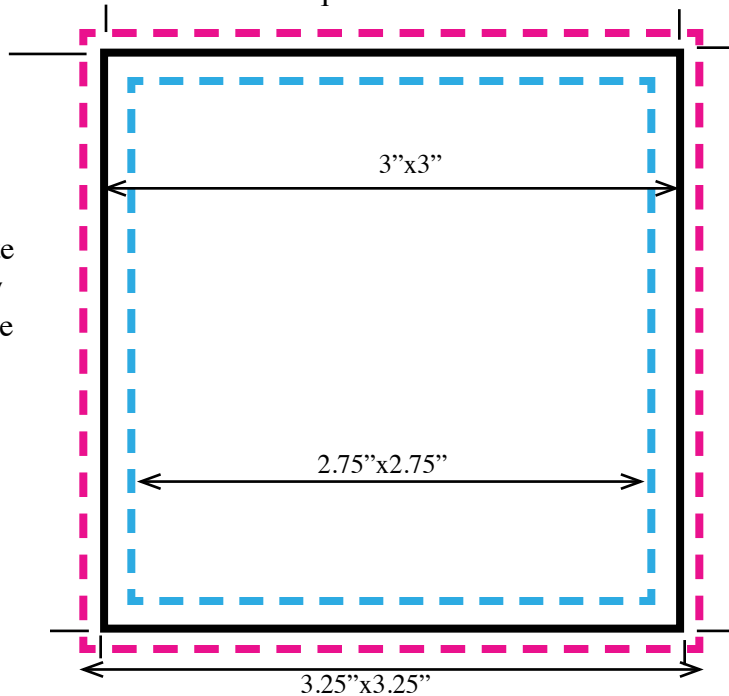


Pink Area is Bleed area
 Black area is the Cut off for the 3"x3" note
 Blue area is the IMAGE AREA. All Type, art, etc that does not bleed must be within this 2.75"x2.75" square in order to not be cut off.

Crop marks are a good idea if you have a full bleed note - that way we know where you expect the note to be cropped.



The same thing applies to Die cuts - if you are expecting it to bleed off the edge, it must be set up with an 1/8" bleed all around. Safe type area is 1/8" within the die cut. Call us for templates

Example of wrong way to bleed to edge



See how the type is right to the edge of the 3"x3"?

It needs to be within the blue border.

The right way




Everything pertaining to type is within the image area.


Stick-On Ads

Templates for Regular and Die Cut Stick Ons


Bleed area is 1/8" past the template. Safe Type area is 1/8" inside the template




3"x3" Square
Use with Stick-Ons and 3M Post Its



3"x4" Rectangle
Use with Stick-Ons and 3M Post Its
Vertical Only



3"x3" House




3"x3" Car


Stick-On Ads

Templates for Regular and Die Cut Stick Ons


Bleed area is 1/8" past the template. Safe Type area is 1/8" inside the template




3"x3" Circle



3"x3" Apple



3"x3" Pumpkin



3"x3" Popcorn/Flower Pot


Stick-On Ads

Templates for Regular and Die Cut Stick Ons


Bleed area is 1/8" past the template. Safe Type area is 1/8" inside the template




3"x3" Heart



3"x3" Truck Die



3"x3" Football

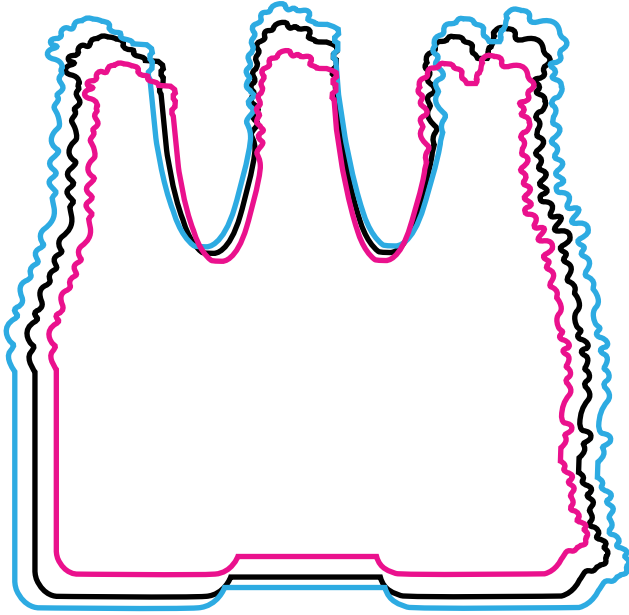


3"x3" Christmas Ornament

Stick-On Ads

Templates for Regular and Die Cut Stick Ons

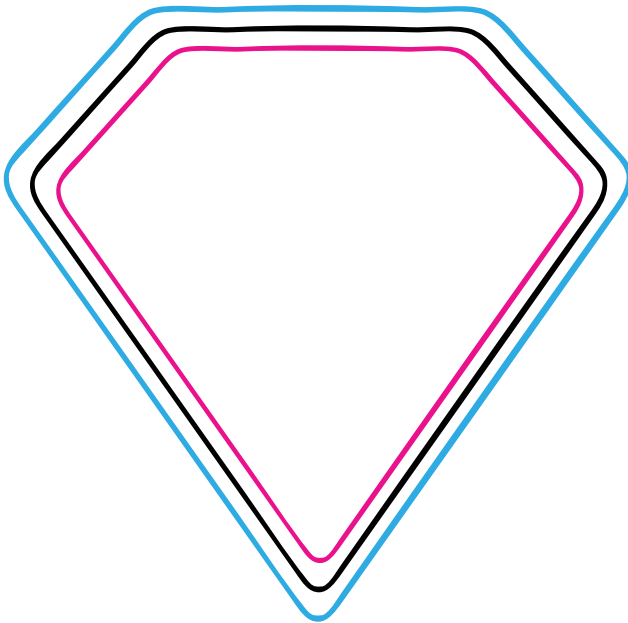
Bleed area is 1/8" past the template. Safe Type area is 1/8" inside the template




3"x3" Wine Die



3"x3" Strawberry Die



3"x3" Diamond Die

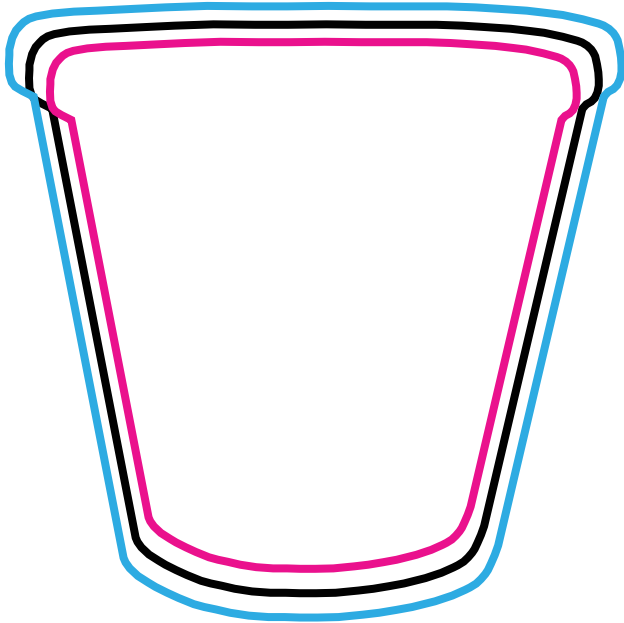


3"x3" Shamrock Die

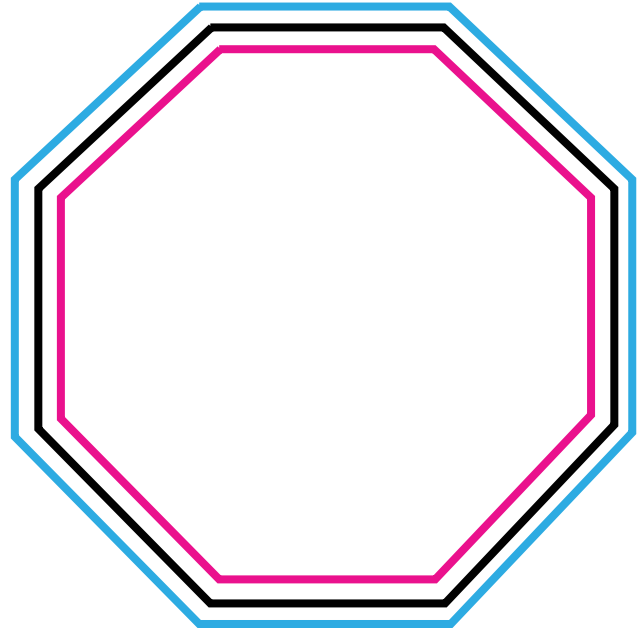
Stick-On Ads

Templates for Regular and Die Cut Stick Ons


Bleed area is 1/8" past the template. Safe Type area is 1/8" inside the template




Coffee Cup



Stop Sign



Hamburger




Barrel


Stick-On Ads

Templates for Regular and Die Cut Stick Ons

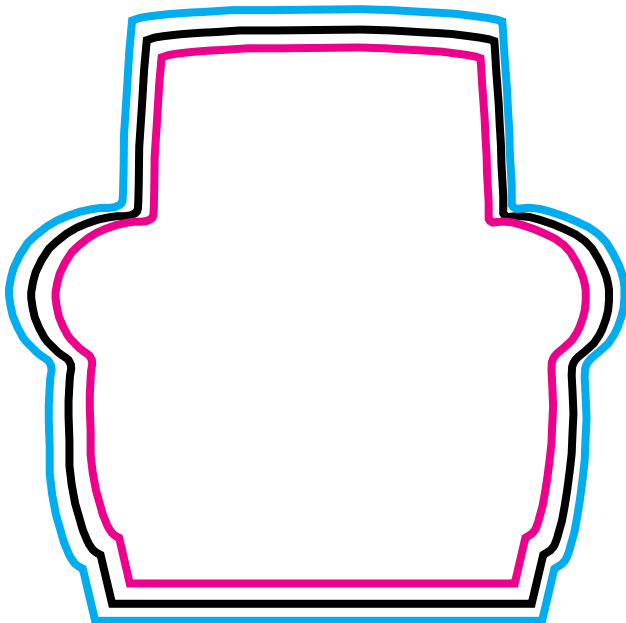
Bleed area is 1/8" past the template. Safe Type area is 1/8" inside the template




Dollar Sign



T-Shirt



Chair



RIBBON - only available in
WIND #1